

Oxford Phonics World 2

with 2 interactive
Multi-ROMs

Short Vowels

Kaj Schwermer
Julia Chang
Craig Wright

OXFORD

Oxford Phonics World 2

Short Vowels

Kaj Schwermer Julia Chang Craig Wright



OXFORD
UNIVERSITY PRESS

Short Vowels

Unit 1

short a

a am an4

a cat ant yak ax
am ram jam yam dam
an fan man pan can

Story11

Unit 2

short a

ad ag ap at12

ad ag dad pad bag rag
ap cap map nap tap
at bat rat hat mat

Story19

Review 1

Song20

Game23

Unit 3

short e

e et en ed24

e web egg vet ten
et jet net wet pet
en ed hen pen red bed

Story31

Unit 4

short i

i ip ib id32

i hip ink zip in
ip lip tip sip rip
ib id bib rib kid lid

Story39

Review 2

Song40

Game43



Unit 5

short i

in ig it ix



44

in..... pin fin bin win
ig..... fig wig big dig
it ix pit hit six mix

Story51

Unit 6

short o

o ot op



52

o..... fox log ox rod
ot..... pot hot cot dot
op..... top mop hop pop

Story59

Review 3

Song



60

Game



63

Unit 7

short u

u ug ud up



64

u..... sun up jug hug
ug..... bug rug mug
ud up bud mud pup cup

Story71

Unit 8

short u

ut ub um un



72

ut..... nut hut cut
ub um..... cub tub gum hum
un..... bun run fun

Story79

Review 4

Song



80

Game



83

Picture Dictionary84

Student Cards89

Certificate101

Unit 1

short a

a am an

A Listen and learn.

disc 1
03



B Listen, point, and repeat.

disc 1
04

1.



cat

2.



ant

3.



yak

4.



ax

C Listen and read. Then write. disc 1 05


1.



=




2.




=





3.




=



4.




=



D Listen and chant. Then read. disc 1 06



I see an ant and an ax.



A Listen and learn.

disc 1
07

a + m = a m



r + a m = r a m



B Listen, point, and repeat.

disc 1
08

1.




ram

2.



jam

3.



yam

4.



dam

C Listen and circle the ones that rhyme.

disc 1
09

1.



2.



3.



D Read and write.

yam ant ram dam jam cat

1.



ram

2.



3.



4.



E Listen and chant. Then read.

disc 1
10

ram dam yam jam



a am an

A Listen and learn.

disc 1
11

a + n = an




f + an = fan



B Listen, point, and repeat.

disc 1
12

1.



fan

2.



man

3.



pan

4.



can

C Listen and circle. disc 1 13

1.



f an
c an

2.



f an
p an

3.



c an
m an

4.



m an
p an

D Read, check, and write.

1.



yak
☐

man
☒

pan
☐

man

2.



pan
☐

dam
☐

fan
☐

3.



man
☐

jam
☐

can
☐

4.



can
☐

fan
☐

cat
☐

E Listen and chant. Then read. disc 1 14



The man has a can and a pan.



Unit 1

9

short a



a



am



an



ad



ag



ap



at

a am an

A Circle.

1.



yak pan
jam ax

2.



cat can
fan yam

3.



dam man
ant ram

B Listen, read, and write.

disc 1
15

yam ram can dam fan pan jam man

am

yam

an

Now try these!

Sam van



C Look and listen. Read along. disc 1 16


Ants



A man with a van is at the dam.



He has a fan, a can, and a yam.



The ants want the yam!



The man puts jam on the yam for the ants.

Sight words: with at puts on for



Unit 2

short a

ad ag ap at

A Listen and learn.

disc 1
17

a + d = ad



d + ad = dad



a + g = ag



b + ag = bag



B Listen, point, and repeat.

disc 1
18

1.



dad

2.



pad

3.



bag

4.



rag



C Listen and number. disc 1
19



D Circle and write.



b a r g

bag



b r a g



d p a d



p a b d

E Listen and chant. Then read. disc 1
20

bag dad pad rag



ad ag ap at

A Listen and learn.

disc 1
21

a + p = ap



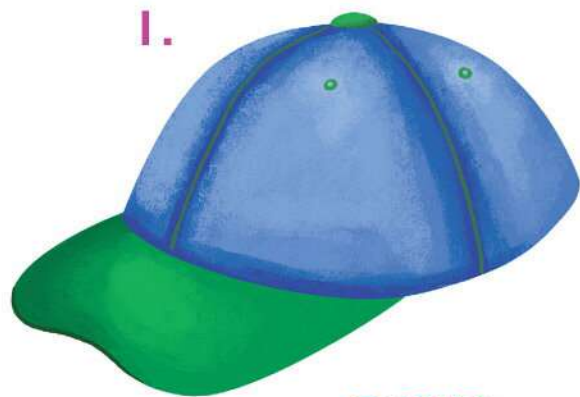
c + ap = cap



B Listen, point, and repeat.

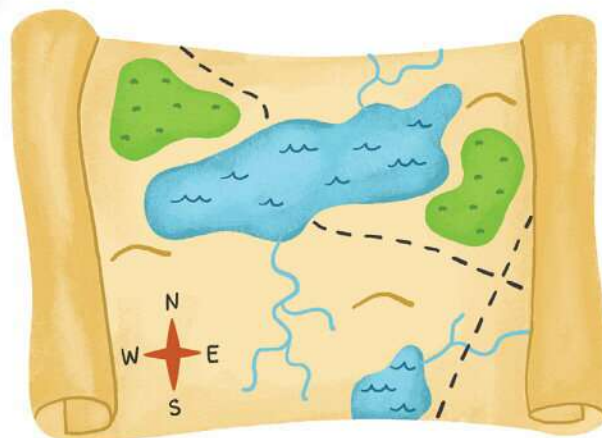
disc 1
22

1.



cap

2.



map

3.



nap

4.

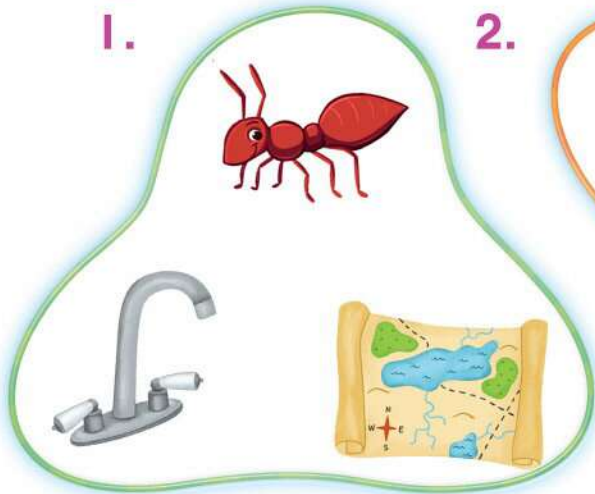


tap

C Listen and circle the ones that rhyme.

disc 1
23

1.



2.



3.



D Read and match. Then write.

1. tap

2. cap

3. nap

4. map



E Listen and chant. Then read.

disc 1
24



Is that your cap on the map?



short e Unit 2 15



ad ag ap at

A Listen and learn.

disc 1
25

a + t = at



b + at = bat



B Listen, point, and repeat.

disc 1
26

1.



bat

2.



rat

3.



hat

4.



mat



a



am



an

C Listen and circle the one that rhymes.

disc 1
27

1. mat



2. hat



3. bat



4. rat



D Listen, match, and write.

disc 1
28

1.

r

m

b

at

rat

2.

h

r

b

at

3.

c

r

m

at

4.

m

b

h

at

E Listen and chant. Then read.

disc 1
29

bat hat rat mat



short e

e

Unit 2

17

et

ad

ag

ap

at

ad ag ap at

A Circle.

1.



bag rat
rag

2.



nap tap
bat

3.



cap pad
dad

4.



map hat
mat

B Listen and write.

disc 1
30

ad

pad

ap

at

ag



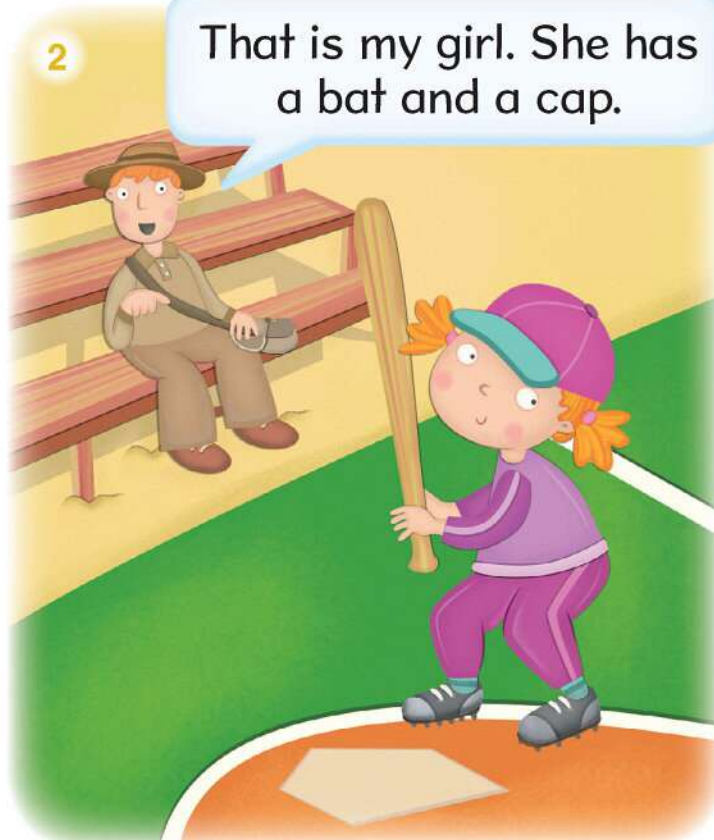
Now try these!

mad tag lap pat

C Look and listen. Read along.

disc 1
31

A Day with Dad



Sight words: day girl she we use then take

short e

Unit 2

19



Song


disc 1
32

A girl with a bag,
A man with a map,
A ram with an ax,
A yak with a cap,
A rat with a fan,
A cat with a can,
And a small ant wi

B Listen and circle the ones that rhyme.

disc 1
33

1.



2.



3.



4.



C Match and write.

1.



an

y k

da

2.



bag

d m

ca

3.



am

c n

ya

4.



ak

bag

bag

a am an ad ag ap at

D Read and match. Then write.

1. yam 2. fan 3. tap 4. dad 5. ax 6. hat



_____ yam _____

E Listen, read, and check.

disc 1
34



The man has a rag. ☐
The man has a cap. ☒



A cat is on the mat. ☐
A yak is on the mat. ☐



I see a rat at the dam. ☐
I see a ram at the dam. ☐



The ant is on the can. ☐
The ant is on the pad. ☐

F Play the game.

Start

dam

pad

man

bat

nap

ant

can

ram

mat

cat

yam

bag

cap

tap

fan

yak

rat

rag

pan

dad

jam

End

map

hat

ax

short e

Review 1

23

ap

at

e

et

en

ed

Unit 3

short e

e et en ed

A Listen and learn.

disc 1
35



B Listen, point, and repeat.


disc 1
36

1.



web

2.



egg

3.



vet

4.



ten

short a



C Listen and read. Then write. disc 1 37

1.



= e g g

Handwriting practice lines for the word 'egg'.


2.



= t e n

Handwriting practice lines for the word 'ten'.

3.



= w e b

Handwriting practice lines for the word 'web'.

4.



= v e t

Handwriting practice lines for the word 'vet'.

D Listen and chant. Then read. disc 1 38



The vet has ten big eggs.




A Listen and learn.

disc 1
39

e + t = et

j + et = jet



B Listen, point, and repeat.

disc 1
40

1.



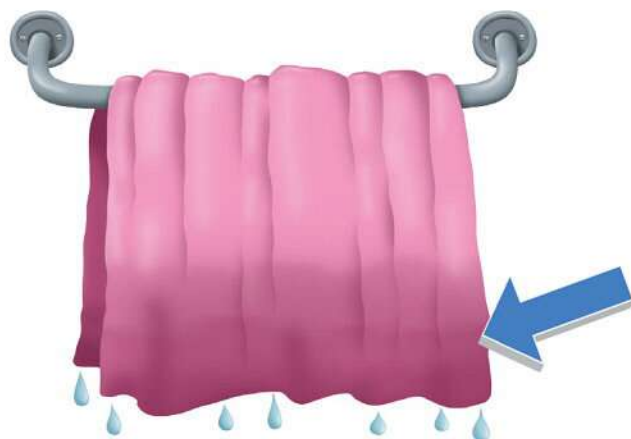
jet

2.



net

3.




wet

4.



pet

C Listen and number. disc 1 41



D Read, check, and write.



wet
☐

net
☐

vet
☐



egg
☐

pet
☐

jet
☐



jet
☐

wet
☐

web
☐



pet
☐

ten
☐

net
☐

E Listen and chant. Then read. disc 1 42

wet net jet pet



e et en ed

A Listen and learn.

disc 1
43

e + n = en





h + en = hen



e + d = ed




r + ed = red



B Listen, point, and repeat.

disc 1
44

1.



hen

2.



pen

3.



red

4.



bed



C Listen and circle.

disc 1
45

1.




p
h en

2.



r
b ed

3.



t
h en

4.




b
r ed

D Circle and write.

1.



ed



red


2.



en



3.



en



4.



ed



E Listen and chant. Then read.

disc 1
46

The red pen is on the bed.



short e



Unit 3 29

e et en ed

A Circle.

1.



jet ten
pet

2.



vet hen
web

3.



egg net
red

4.



wet pen
bed

B Listen, read, and write.

disc 1
47

net pen jet bed hen wet red pet

et

en

ed

Now try these!

get den wed

C Look and listen. Read along. disc 1
48


My Pet Hen



The red hen is wet.



We go to the vet.



Sight words: oh in go to

Unit 4

short i

i ip ib id

A Listen and learn.


disc 1
49



B Listen, point, and repeat.

disc 1
50

1.



hip

2.




ink

3.



zip

4.



in

C Listen and read. Then write. disc 1 51

1.



=

i n

Handwriting practice lines for the word 'in'.

2.




=

i n k

Handwriting practice lines for the word 'ink'.

3.



=

h i p

Handwriting practice lines for the word 'hip'.

4.



=

z i p

Handwriting practice lines for the word 'zip'.

D Listen and chant. Then read. disc 1 52

hip zip in ink




i ip ib id


A Listen and learn.


disc 1
53

i + p = ip



l + ip = lip







B Listen, point, and repeat.

disc 1
54

1.



2.



3.



4.



C Listen and circle the one that rhymes.

disc 1
55

1. sip



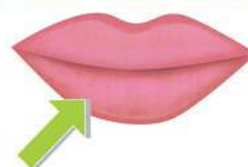
2. lip



3. rip



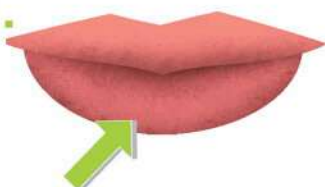
4. tip



D Read and write.

zip tip lip hip rip sip

1.



Blank writing lines for the word corresponding to the image of lips.

2.



Blank writing lines for the word corresponding to the image of a boy drinking.

3.



Blank writing lines for the word corresponding to the image of a torn piece of paper.

4.



Blank writing lines for the word corresponding to the image of a pointing hand.

E Listen and chant. Then read.

disc 1
56



I like to sip with my lips.



short i

i

ip

ib

id

in

ig

Unit 4

35

i ip ib id

A Listen and learn.

disc 1
57

i + b = i b



b + i b = b i b



i + d = i d



k + i d = k i d



B Listen, point, and repeat.

disc 1
58

1.



bib

2.



rib

3.



kid

4.



lid

C Listen and number. disc 1
59



D Circle and write.

1.  b r i b 

2.  k l i d 

3.  r b i b 

4.  l i k d 

E Listen and chant. Then read. disc 1
60

lid kid bib rib



i ip ib id

A Circle.

1.



bib hip
lid

2.



zip rib
sip

3.



ink in
rip

4.



tip kid
lip

B Listen and write.

disc 1
61

ip

ib

id

Now try these!

dip fib hid

C Look and listen. Read along. disc 1
62

The Kid



The kid can use ink.



He can open a lid.



He can sip and zip.



This kid needs a bib!

Sight words: can open needs



A Look and listen. Sing along.

disc 1
63

Song

The pet needs a vet.
The egg needs a box.
The can needs a lid.
And Dad needs socks.


The kid needs a sip.
The hen needs a jet.
The pen needs ink.
And she needs a net.



B Listen and circle the ones that rhyme.

disc 1
64

1.



2.



3.



4.



C Match and write.

1.



gg

i k

eg

2.



en

e g

si

3.



nk

s p

in

4.



ip

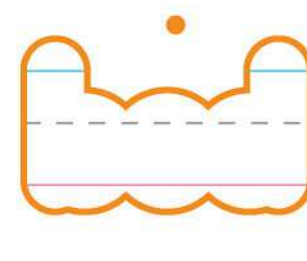
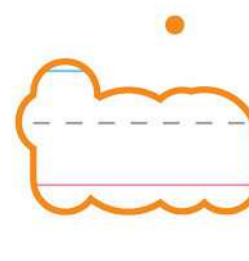
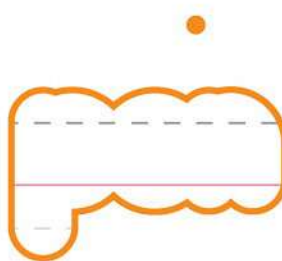
h n

he

e et en ed i ip ib id

D Read and match. Then write.

1. bed 2. sip 3. ten 4. lid 5. zip 6. pen

**E** Listen, read, and check.disc 1
65

1.



A kid is on the bed. ☐
A jet is on the bed. ☐

2.



The vet has a pen. ☐
The vet has a bib. ☐

3.



This pet can sip. ☐
This pet can rip. ☐

4.



I see an egg in the net. ☐
I see an egg in the web. ☐

Game

F Play the game.



End

bed



pen



tip



hip



rib

zip



pet




kid



jet



lip



ten

10

wet




web



ink



egg



rip



Start



Review 2

43



Unit 5

short i

in ig it ix

A Listen and learn.

disc 2
02

i + n = in




p + in = pin



B Listen, point, and repeat.


disc 2
03

1.



pin

2.



fin

3.



bin

4.

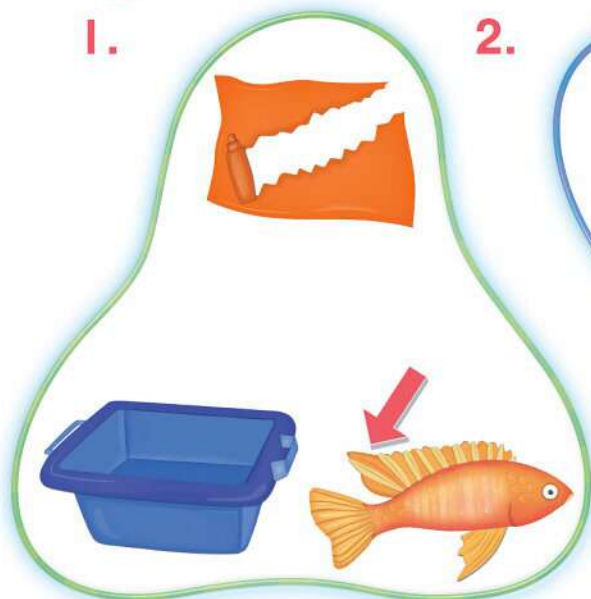


win

C Listen and circle the ones that rhyme.

disc 2
04

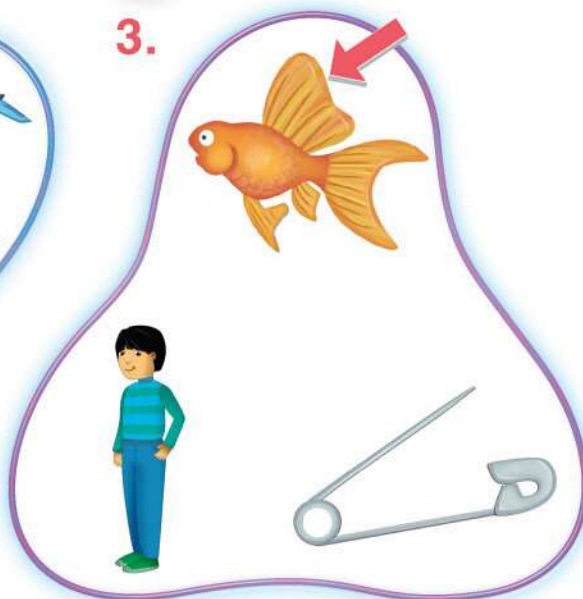
1.



2.



3.



D Listen, match, and write.

disc 2
05

1.

w
b
p

in

2.

f
w
p

in

3.

b
f
w

in

4.

f
p
b

in

E Listen and chant. Then read.

disc 2
06



Can you see a pin in the bin?




in ig it ix


A Listen and learn.

disc 2
07

i + g = i g



f + i g = f i g



B Listen, point, and repeat.

disc 2
08

1.




fig

2.



wig

3.



big

4.




dig

C Listen and circle. disc 2
09



b ig
f ig



d ig
b ig



w ig
f ig



d ig
w ig

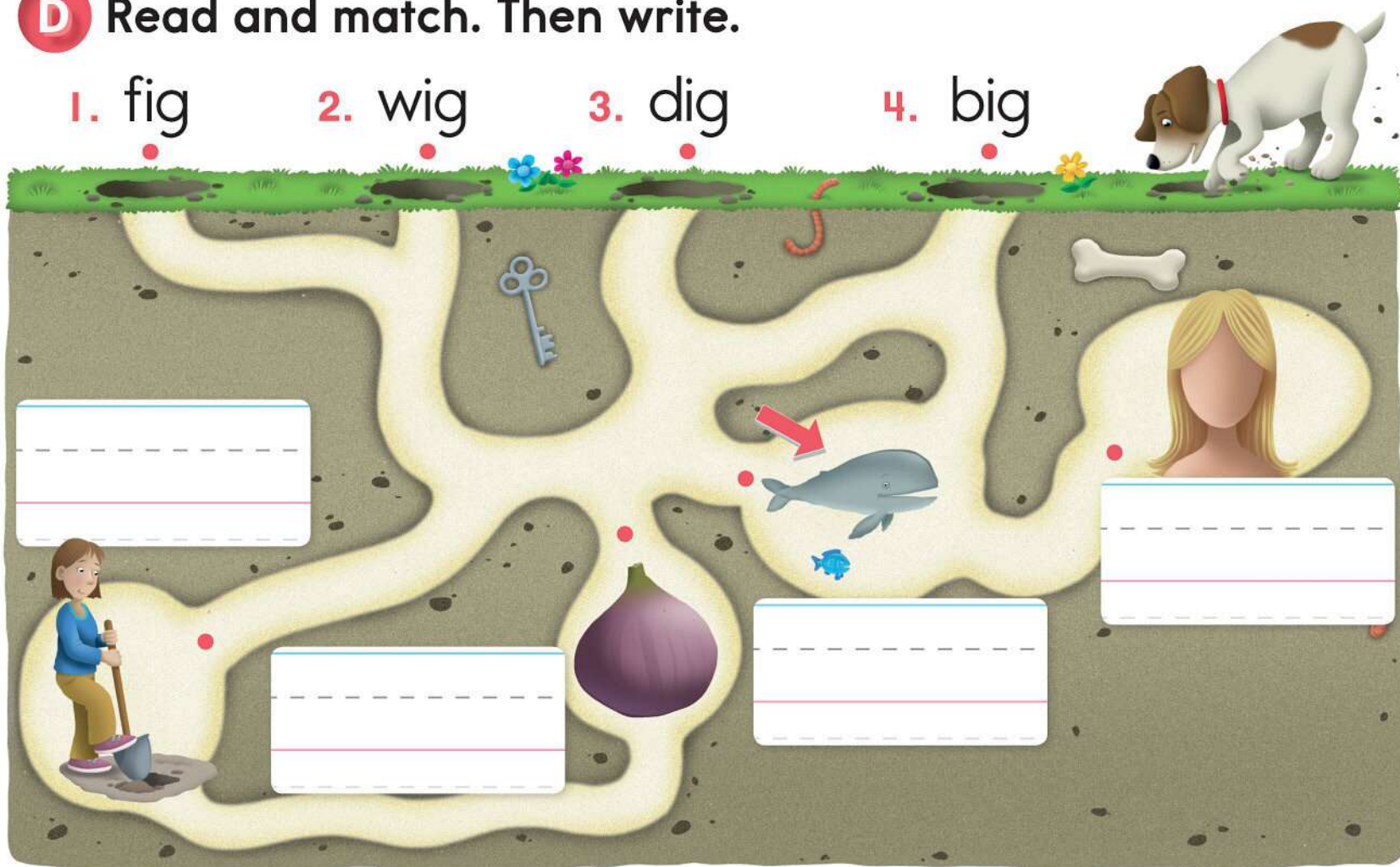
D Read and match. Then write.

1. fig

2. wig

3. dig

4. big



E Listen and chant. Then read. disc 2
10

big dig fig wig



in ig it ix

A Listen and learn.

disc 2
11

i + t = it



p + it = pit



i + x = ix



s + ix = six



B Listen, point, and repeat.

disc 2
12

1.



pit

2.



hit

3.



six

4.



mix



C Listen and circle the one that rhymes.

disc 2
13

1. six



2. pit



6

3. mix



6

4. hit

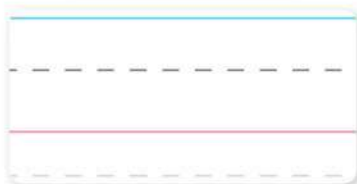


D Circle and write.

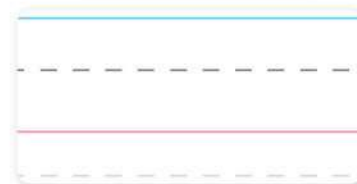

1.



6



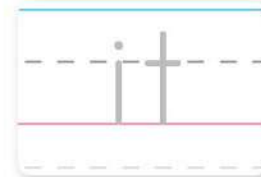
2.



3.



4.



E Listen and chant. Then read.

disc 2
14



I don't want six pits!



short o

Unit 5 49



in ig it ix

A Circle.

1.



dig hit
pin

2.



wig six
fig

3.



mix pit
win

4.



big bin
fin

B Listen, read, and write.

disc 2
15

hit pin win dig fig six
big bin fin wig pit mix

in

ig

it


ix

Now try these!

tin rig kit fix

C Look and listen. Read along. disc 2
16

Help!



Sight words: help under thank now



Unit 6

short o

o ot op

A Listen and learn.

disc 2
17



B Listen, point, and repeat.


disc 2
18

1.



fox

2.



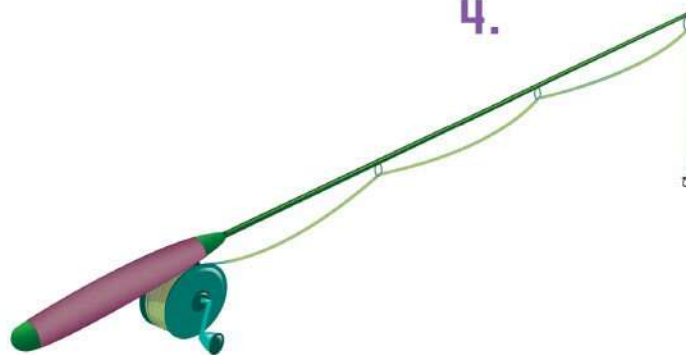
log

3.



ox

4.



rod

C Listen and read. Then write. disc 2
19

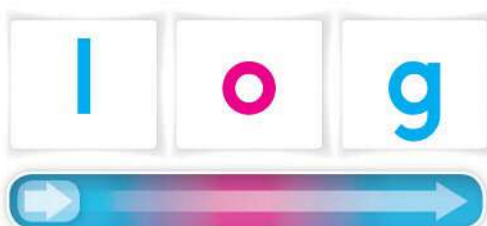
1.



=




2.



=



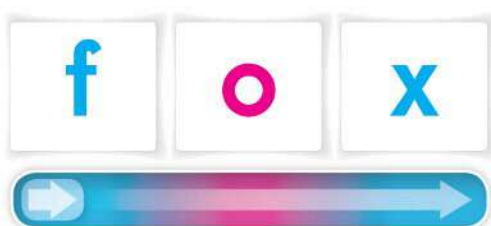
3.



=



4.



=



D Listen and chant. Then read. disc 2
20

rod log ox fox



o ot op

A Listen and learn.

disc 2
21

o + t = ot



p + ot = pot



B Listen, point, and repeat.

disc 2
22

1.




pot

2.



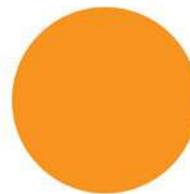
hot

3.



cot

4.



dot



C Listen and circle the ones that rhyme.

disc 2
23

1.



2.



3.



D Circle and write.

1.



c h o t

2.



h o x t

3.



d o t p

4.



p t o t

E Listen and chant. Then read.

disc 2
24



The hot pot is under the cot.



short o



o



ot



op

short u



u

Unit 6

55

o ot op

A Listen and learn.

disc 2
25

o + p = op



t + op = top



B Listen, point, and repeat.

disc 2
26

1.



top

2.



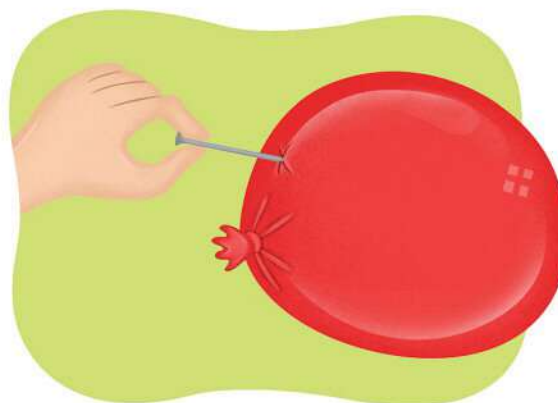
mop

3.



hop

4.





pop



C Listen and number. disc 2
27



D Read, check, and write.

1.		top <input type="checkbox"/>	log <input type="checkbox"/>	mop <input type="checkbox"/>	<div style="border: 1px solid black; height: 60px; width: 100%; position: relative;"><div style="border-top: 1px dashed black; height: 100%;"></div></div>
2.		hop <input type="checkbox"/>	pop <input type="checkbox"/>	cot <input type="checkbox"/>	<div style="border: 1px solid black; height: 60px; width: 100%; position: relative;"><div style="border-top: 1px dashed black; height: 100%;"></div></div>
3.		pop <input type="checkbox"/>	hot <input type="checkbox"/>	top <input type="checkbox"/>	<div style="border: 1px solid black; height: 60px; width: 100%; position: relative;"><div style="border-top: 1px dashed black; height: 100%;"></div></div>
4.		hop <input type="checkbox"/>	mop <input type="checkbox"/>	rod <input type="checkbox"/>	<div style="border: 1px solid black; height: 60px; width: 100%; position: relative;"><div style="border-top: 1px dashed black; height: 100%;"></div></div>

E Listen and chant. Then read. disc 2
28

pop top mop hop



o ot op

A Circle.

1.



hop dot
rod pot

2.



top cot
log mop

3.



hot ox
fox pop

B Listen and write.

disc 2
29

ot

op

Now try these!

got bop

C Look and listen. Read along. disc 2
30

The Fox



The fox has a hot pot.



He stands on a log
and uses a rod.



The fish hops.
It doesn't like the rod!



The fox hops, too. He gets wet!

Sight words: stands doesn't too gets



Review 3

in ig it ix o ot op

A Look and listen. Sing along.

disc 2
31

Song

In, on, under.

In, on, under.

A mop in a bin,

A pin on a hat,

And six logs under a pot.

A big fish in a net,


A dog on a mat,

And six kids under a cot.

B Listen and circle the ones that rhyme.

disc 2
32

1.



2.



3.



4.



C Match and write.

1.




it

f n

pi

2.



ot

h t

fi

3.



og

p t

lo

4.



in

l g

ho

in ig it ix o ot op

D Read and match. Then write.

1. top


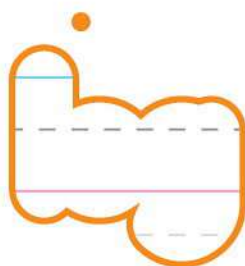
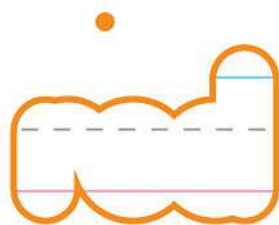
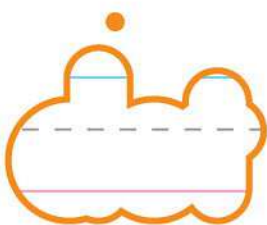
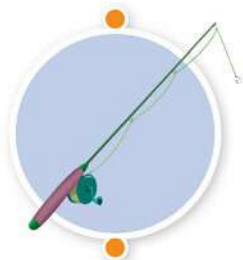
2. hit

3. dot

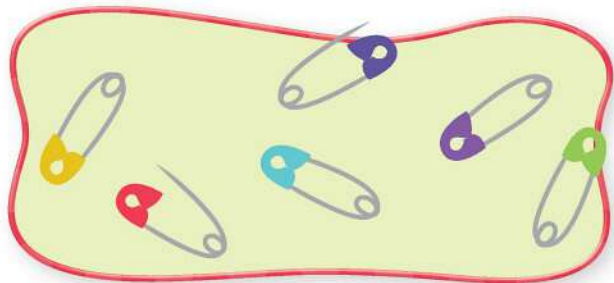
4. rod

5. six

6. log

**E** Listen, read, and check.disc 2
33

1.



I can see six pins.

☐

I can see six fins.

☐

2.



A wig is in the bin.

☐

A top is in the bin.

☐

3.



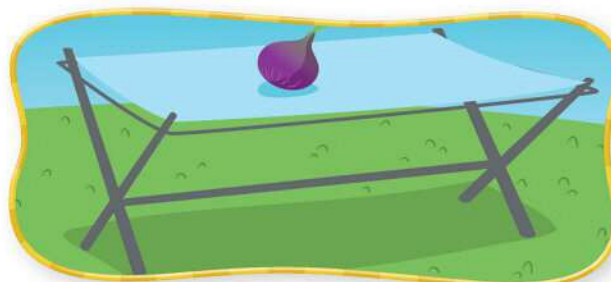
The fox is hot.

☐

The ox is hot.

☐

4.



A fig is on the cot.

☐

A mop is on the cot.

☐

Game

F Play the game.



short u

Review 3

63



Unit 7

short u

u ug ud up

A Listen and learn.


disc 2
34



B Listen, point, and repeat.


disc 2
35

1.



sun

2.



up

3.



jug

4.



hug

C Listen and read. Then write. disc 2 36

1.



= u p

Handwriting practice lines for the word 'up'.


2.



= h u g

Handwriting practice lines for the word 'hug'.

3.



= s u n

Handwriting practice lines for the word 'sun'.


4.



= j u g

Handwriting practice lines for the word 'jug'.

D Listen and chant. Then read. disc 2 37



The sun is up!



u ug ud up


A Listen and learn.

disc 2
38

u + g = u g




b + u g = b u g



B Listen, point, and repeat.

disc 2
39

1.



bug

2.



rug

3.



mug

C Listen and circle. disc 2 40

1.




b
r ug

2.



m
r ug

3.



m
b ug

D Read and write.

jug mug hug rug bug sun

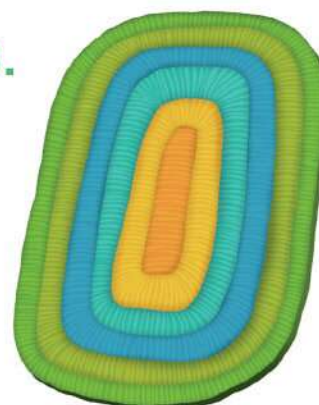
1.



2.



3.



E Listen and chant. Then read. disc 2 41

mug bug rug



u ug ud up

A Listen and learn.

disc 2
42

u + d = ud



b + ud = bud



u + p = up



p + up = pup



B Listen, point, and repeat.

disc 2
43

1.



bud

2.



mud

3.



pup

4.



cup

C Listen and circle the one that rhymes.

disc 2
44

1. cup



2. bud



10



3. pup



4. mud



D Read and match. Then write.

1. cup

2. bud

3. mud

4. pup



E Listen and chant. Then read.

disc 2
45



A pup sees a bud in the mud.



Unit 7 69

hort u



u ug ud up

A Circle.

1.

bud up
rug

2.

pup mug
bug

3.

sun hug
mud

4.

cup jug
pup

B Listen, read, and write.

disc 2
46

mug bud cup mud rug pup bug

ug

ud

up

Now try these!

tug dud sup

C Look and listen. Read along. disc 2
47

The Mud




There is some mud.
The mud is sad.



A pup digs in the mud.



A bug puts a pit in the mud.



The sun comes up. It is a bud!
Now the mud is happy.

Sight words: there some sad comes happy



Unit 8

short u

ut ub um un

A Listen and learn.

disc 2
48

u + t = ut




n + ut = nut



B Listen, point, and repeat.

disc 2
49

1.



nut

2.



hut

3.




cut




C Listen and circle the ones that rhyme. disc 2
50

1.



2.



D Listen, match, and write. disc 2
51

1.



2.



3.



E Listen and chant. Then read. disc 2
52

hut cut nut



ut ub um un

A

Listen and learn.

disc 2
53

u + b = u b



c + u b = c u b



u + m = u m



g + u m = g u m



B

Listen, point, and repeat.

disc 2
54

1.




cub

2.



tub

3.



gum


4.



hum



C Listen and number. disc 2 55




D Circle and write.

1.




Blank lined space for writing the word 'um'.

2.



Blank lined space for writing the word 'ub'.

3.



Blank lined space for writing the word 'ub'.

4.



Blank lined space for writing the word 'um'.

E Listen and chant. Then read.

disc 2 56

The cub can hum in the tub.



ut ub um un

A Listen and learn.

disc 2
57

u + n = un



b + un = bun



B Listen, point, and repeat.

disc 2
58

1.



bun

2.



run

3.



fun



C Listen and circle. disc 2
59



f un
b



f un
r



r un
b

D Circle and write.



r b u n



b u p n



f u n r

E Listen and chant. Then read. disc 2
60

fun bun run



ut ub um un

A Circle.

1.



gum cut
bun

2.



nut run
tub

3.



pup hum
hut

4.



jug cub
fun

B Listen and write.

disc 2
61

ut

ub

um

un

Now try these!

but sub sum pun

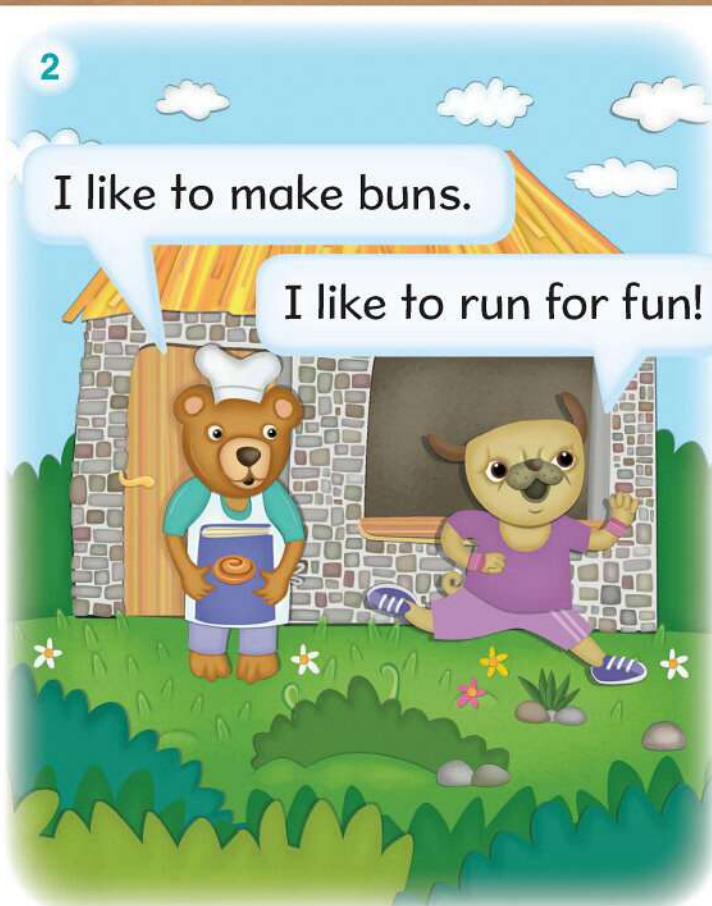


C Look and listen. Read along. disc 2
62

Friends



The cub and the pup are friends. They live in a hut.



The cub hums and cuts nuts.



Sight words: are friends they live make yum





A Look and listen. Sing along.

disc 2
63

Song

Friends, friends,
A pup and a cub.
They live in a hut,
And they make some buns.
Yum, yum, yum!

Friends, friends,
A pup and a cub.
They put a bug
On a red rug.
Run, run, run!

Friends, friends,
A pup and a cub.
They go in a tub
Under the sun.
Fun, fun, fun!



B Listen and circle the ones that rhyme.

disc 2
64

1.



2.



3.



4.



C Match and write.

1.



ub

f n

bu

2.



un

j g

cu

3.



ud

c b

fu

4.



ug

b d

ju



u ug ud up ut ub um un

D Read and match. Then write.

1. hug 2. bud 3. cut 4. cup 5. hum 6. sun



Blank lines for writing the words: _____

E Listen, read, and check.disc 2
65


1.



There is a jug in the hut. ☐

There is a bun in the hut. ☐

2.



A bug is on the rug. ☐

A tub is on the rug. ☐

3.



The cub has a nut. ☐

The cub has a mug. ☐

4.



This pup can run. ☐

This bud can run. ☐



Game

F Play the game.



End

End



Start

Start

Picture Dictionary

Aa



Handwriting practice lines for the word 'Ant'.



Handwriting practice lines for the word 'Axe'.



Handwriting practice lines for the word 'Bee'.



Handwriting practice lines for the word 'Baseball bat'.

Bb



Handwriting practice lines for the word 'Backpack'.

Cc



Handwriting practice lines for the word 'Baseball cap'.



Handwriting practice lines for the word 'Bed'.



Handwriting practice lines for the word 'Cat'.



Handwriting practice lines for the word 'Can'.



Handwriting practice lines for the word 'Cap'.



Handwriting practice lines for the word 'Cello'.



Handwriting practice lines for the word 'Cat'.



Handwriting practice lines for the word 'Whale'.



Handwriting practice lines for the word 'Bear'.



Handwriting practice lines for the word 'Bin'.



Handwriting practice lines for the word 'Cup'.



Handwriting practice lines for the word 'Cactus'.



Handwriting practice lines for the word 'Cut'.

Dd



Handwriting practice lines for the letter Dd.



Handwriting practice lines for the letter Dd.



Handwriting practice lines for the letter Dd.



Handwriting practice lines for the letter Dd.

Ee



Handwriting practice lines for the letter Ee.


Ff



Handwriting practice lines for the letter Ff.



Handwriting practice lines for the letter Ff.



Handwriting practice lines for the letter Ff.



Handwriting practice lines for the letter Ff.



Handwriting practice lines for the letter Ff.

Gg



Handwriting practice lines for the letter Gg.

Hh



Handwriting practice lines for the letter Hh.



Handwriting practice lines for the letter Hh.



Handwriting practice lines for the letter Hh.



Handwriting practice lines for the letter Hh.



Handwriting practice lines for the letter Hh.



Handwriting practice lines for the letter Hh.



Handwriting practice lines for the letter Hh.



Handwriting practice lines for the letter Hh.



Handwriting practice lines for the letter Hh.

Ii



Handwriting practice lines for the letter 'Ii'.



Handwriting practice lines for the letter 'Ii'.



Handwriting practice lines for the letter 'Ii'.



Handwriting practice lines for the letter 'Ii'.

Jj



Handwriting practice lines for the letter 'Jj'.



Handwriting practice lines for the letter 'Jj'.



Handwriting practice lines for the letter 'Jj'.



Handwriting practice lines for the letter 'Jj'.



Handwriting practice lines for the letter 'Jj'.



Handwriting practice lines for the letter 'Jj'.

Kk



Handwriting practice lines for the letter 'Kk'.



Handwriting practice lines for the letter 'Kk'.

Ll



Handwriting practice lines for the letter 'Ll'.

Nn



Handwriting practice lines for the letter 'Nn'.



Handwriting practice lines for the letter 'Ll'.



Handwriting practice lines for the letter 'Nn'.



Handwriting practice lines for the letter 'Ll'.



Handwriting practice lines for the letter 'Nn'.

Mm



Handwriting practice lines for the letter 'Mm'.

Oo



Handwriting practice lines for the letter 'Oo'.

Pp



Handwriting practice lines for the letter Pp.



Handwriting practice lines for the letter Pp.



Handwriting practice lines for the letter Pp.



Handwriting practice lines for the letter Pp.



Handwriting practice lines for the letter Pp.



Handwriting practice lines for the letter Pp.



Handwriting practice lines for the letter Pp.



Handwriting practice lines for the letter Pp.



Handwriting practice lines for the letter Pp.

Rr



Handwriting practice lines for the letter Rr.



Handwriting practice lines for the letter Ss.



Handwriting practice lines for the letter Ss.



Handwriting practice lines for the letter Ss.



Handwriting practice lines for the letter Ss.



Handwriting practice lines for the letter Ss.



Handwriting practice lines for the letter Ss.



Handwriting practice lines for the letter Ss.



Handwriting practice lines for the letter Ss.


Ss



Handwriting practice lines for the letter Ss.

6

Handwriting practice lines for the number 6.



Handwriting practice lines (top, middle dashed, bottom).

Tt



Handwriting practice lines (top, middle dashed, bottom).

10

Handwriting practice lines (top, middle dashed, bottom).



Handwriting practice lines (top, middle dashed, bottom).



Handwriting practice lines (top, middle dashed, bottom).



Handwriting practice lines (top, middle dashed, bottom).

Uu



Handwriting practice lines (top, middle dashed, bottom).

Vv



Handwriting practice lines (top, middle dashed, bottom).

Ww



Handwriting practice lines (top, middle dashed, bottom).



Handwriting practice lines (top, middle dashed, bottom).



Handwriting practice lines (top, middle dashed, bottom).



Handwriting practice lines (top, middle dashed, bottom).

Yy



Handwriting practice lines (top, middle dashed, bottom).




Handwriting practice lines (top, middle dashed, bottom).

Zz



Handwriting practice lines (top, middle dashed, bottom).

Student Cards



1
cat

2
ant

3
yak

4
ax

5
ram

6
jam

7
yam

8
dam

9
fan

10
man

11
pan

12
can

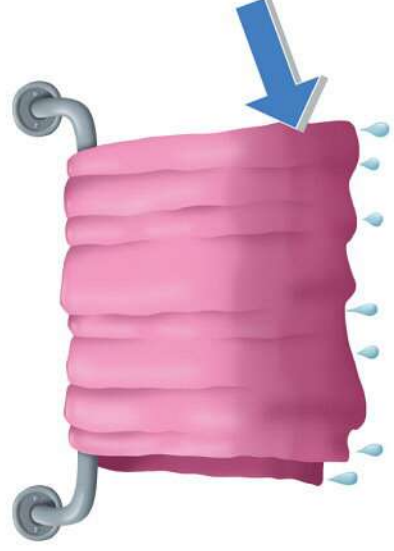
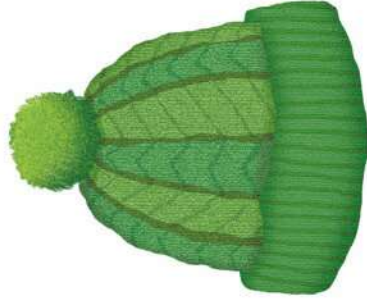


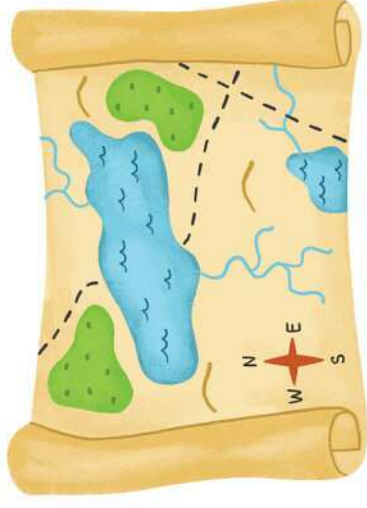
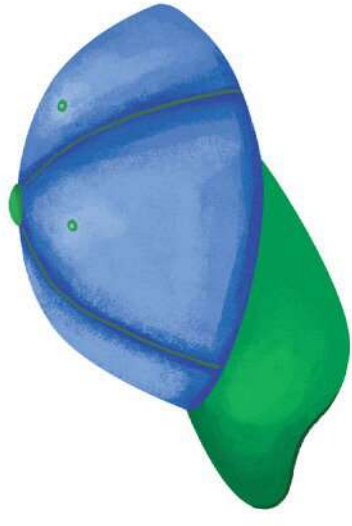
13
dad

14
pad

15
bag

16
rag





cap

17

map

18

nap

19

tap

20

bat

21

rat

22

hat

23

mat

24

web

25

egg

26

vet

27

ten

28

jet

29

net

30


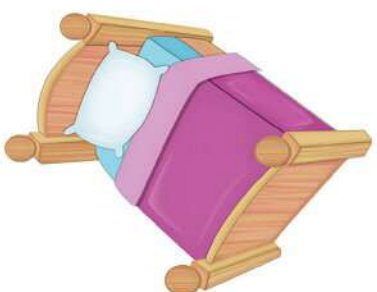
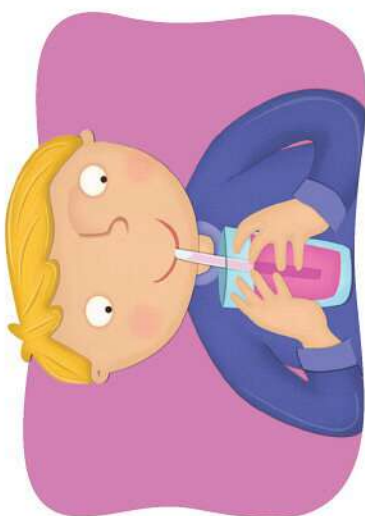

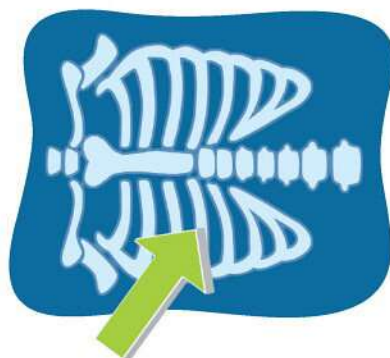
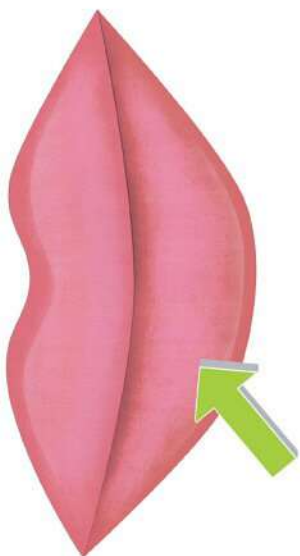
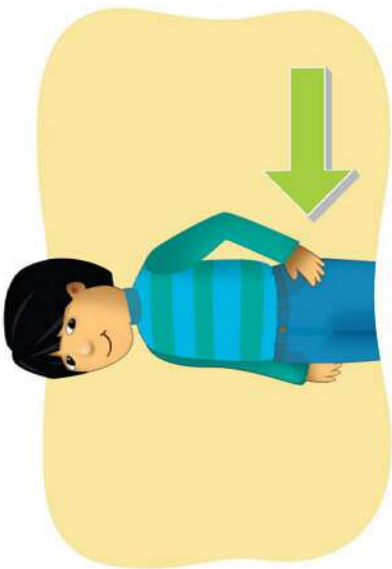

wet

31

pet

32





33

hen

34

pen

35

red

36

bed

37

hip

38

ink

39

zip

40

in

41

lip

42

tip

43

sip

44

rip

45

bib

46

rib

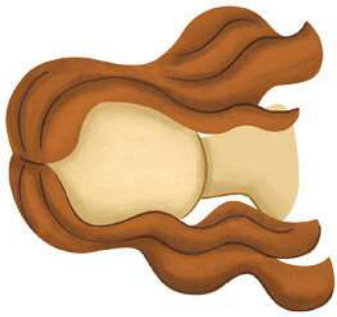



47

kid

48

lid





49

pin

50

fin

51

bin

52

win

53

fig

54

wig

55

big

56

dig

57

pit

58

hit

59

six

60

mix

61

fox

62

log







63

ox

64

rod





65

pot

66

hot

67

cot

68

dot

69

top

70

mop

71

hop

72

pop

73

sun

74

up

75

jug

76

hug

77

bug

78

rug


79

mug

80

bud







81
mud

82
pup

83
cup

84
nut

85
hut

86
cut

87
cub

88
tub

89
gum

90
hum

91
bun

92
run

93
fun

These cards belong to:



Congratulations!



This certifies that

_____ has successfully completed

Oxford Phonics World 2

Short Vowels

on _____.

Signature _____

Date _____



198 Madison Avenue
New York, NY 10016 USA

Great Clarendon Street, Oxford, OX2 6DP, United Kingdom

Oxford University Press is a department of the University of Oxford.
It furthers the University's objective of excellence in research, scholarship,
and education by publishing worldwide. Oxford is a registered trade
mark of Oxford University Press in the UK and in certain other countries

© Oxford University Press 2015

The moral rights of the author have been asserted

eBook Edition

ISBN: 978 0 19 471250 7 Interactive ebook

ISBN: 978 0 19 471258 3 Interactive ebook - app version

First published in 2015

No copying or file sharing

This digital publication is protected by international copyright laws.
No part of this digital publication may be reproduced, modified, adapted,
stored in a retrieval system, or transmitted, in any form or by any means,
to any other person or company without the prior permission in writing
of Oxford University Press, or as expressly permitted by law. Enquiries
concerning reproduction outside the scope of the above should be sent to
the ELT Rights Department, Oxford University Press, at the address above
You must not modify, adapt, copy, store, transfer or circulate the contents
of this publication under any other branding or as part of any other product.
You may not print out material for any commercial purpose or resale
Any websites referred to in this publication are in the public domain and
their addresses are provided by Oxford University Press for information only.
Oxford University Press disclaims all and any responsibility for the content
of such websites

ACKNOWLEDGEMENTS

Cover Design: Molly K. Scanlon

*The authors and publisher are grateful to those who have given permission to reproduce
the following extracts and adaptations of copyright material:*

Illustrations by: Scott Angle: 23, 39; Constanza Basaluzzo: 12 (bot), 19, 28 (bot),
34 (bot), 44 (bot), 56 (bot), 74 (bot), 83; Robin Boyer: 20, 31; Javier Burgos: 63,
79; Nancy Carlson: 4 (bot), 16 (bot), 32 (bot), 40, 52 (bot), 64 (bot), 71, 76 (bot);
Mattia Cerato: 5 (bot), 9 (bot), 15 (middle and bot), 22 (bot), 25 (bot), 29 (bot), 35
(bot), 42 (bot), 45 (bot), 49 (bot), 55 (bot), 62 (bot), 65 (bot), 69 (middle and bot),
75 (bot), 82 (bot); Marcus Cutler: 43, 59; Lalena Fisher: 10, 18, 30, 38, 50, 58, 70,
78; Nathan Jarvis: 6 (bot), 26 (bot), 47 (middle), 48 (bot), 54 (bot), 66 (bot), 67,
72 (bot); Bill Ledger: 4 (top), 5 (mascot), 6 (top), 7 (mascot), 8 (top), 9 (mascot),
12 (top), 13 (mascot), 14 (top), 15 (mascot), 16 (top), 17 (mascot), 24 (top), 25
(mascot), 26 (top), 27 (mascot), 28 (top), 29 (mascot), 32 (top), 29 (mascot),
30 (top), 32 (mascot), 34 (top), 35 (mascot), 36 (top), 37 (mascot), 44 (top), 45
(mascot), 46 (top), 47 (mascot), 48 (top), 49 (mascot), 52 (top), 53 (mascot),
54 (top), 55 (mascot), 56 (top), 57 (mascot), 64 (top), 65 (mascot), 65 (top), 67
(mascot), 68 (top), 69 (mascot), 72 (top), 73 (mascot), 74 (top), 75 (mascot), 76
(top), 77 (mascot); Julissa Mora: 8 (bot), 11, 14 (bot), 24 (bot), 36 (bot), 46 (bot),
60, 68 (bot); Kristin Varner: 40, 51.

*We would also like to thank the following for permission to reproduce the following
photographs:* 10: (jam) Artist-Unlimited/istockphoto, (cat) Daniel Gale/
shutterstock.com, (man) Oliver Omg/shutterstock.com; 18: (backpack)
asiseeit/istockphoto, (faucet) Lisa Valder/istockphoto, (man) iPandastudio/
istockphoto, (boy) Nicole Esy/istockphoto; 30: (girl) Fizia/istockphoto,
(hen) Menna/shutterstock.com, (egg) Tentan/istockphoto, (bedroom)
WaveBreakMedia LTD/shutterstock.com; 38: (bib) Juan Monino/istockphoto,
(boy) Deudi/istockphoto, (ink) Caroline Eibl/shutterstock.com, (girl) Jaren
Jai Wicklund/shutterstock.com; 50: (baseball) Todd Taulman/shutterstock.
com, (fig) Larry Korb/shutterstock.com, (girl) Linda Yolanda/istockphoto, (fish)
Brian K./shutterstock.com; 58: (pot) WoodyStock/Alamy, (top) Ruta Saulyte-
Laurina/shutterstock.com, (ox) Konmesa/shutterstock.com; 70: (bud) Horten/
shutterstock.com, (mug) Berents/shutterstock.com, (sun) djgis/shutterstock.
com, (puppy) AnetaPics/shutterstock.com; 78: (gum) Coprid/shutterstock.com,
(runner) Phase4Photography/shutterstock.com, (house) Pavelk/shutterstock.
com, (cub) Nathan Hobbs/istockphoto.

Music by: Laurie Thain and Gordon Maxwell

Oxford Phonics World

Let us guide you through
the world of phonics...



Oxford Phonics World is the first step on your students' journey into English, leading you through **all 44 sounds**.

- **Over 150 Phonics Friends** — an angry apple, a big bear, and others — help children remember English sounds.
- **Action songs, chants, and games** encourage children to discover connections between English sounds and letters.
- **Active class activities** develop children's listening, speaking, reading, writing, and spelling skills and provide opportunities to apply them.
- **Multi-ROMs** include fun animations and interactive games, stories, and songs for practice at home.

5 levels of phonics for use before or alongside your English course

- **Student Book** with **Student Cards** and **Multi-ROMs**
- **Workbook**
- **Teacher's Book**
- **Phonics Cards**
- **Phonics Readers**
- **Oxford iTools**
Digital Classroom Resources



Authors Kaj Schwermer, Julia Chang, and Craig Wright, and musician Laurie Thain are experienced teachers and teacher trainers who specialize in phonics instruction.

OXFORD
UNIVERSITY PRESS

www.oup.com/elt/oxfordphonicsworld

ISBN 978-0-19-459618-3



9 780194 596183